

## K800™ Hybrid Fuel Control System

Now with the flexibility of having the fuel site controller within the Fuel Island Terminal as a standalone system for sites that require outdoor installations, or as a separate unit indoors.

Whether operating a small fleet with a single fuel site or a large fleet with multiple sites, the PetroVend K800™ Hybrid Fuel Control System can help you improve the management of your unattended fueling operations by controlling one of your biggest assets and expenses – your fuel.





### Benefits

- ◆ Ideal for small private fleets needing a low-cost fuel management solution.
- ◆ Each Island Terminal controls up to 4 mechanical dispensers
- ◆ Each FSC3000™ can control up to 8 FITs with a maximum of 32 hoses per site
- ◆ Backlit LCD provides enhanced visibility in bright sunlight and at night
- ◆ Programmable prompts to guide drivers through the fueling process
- ◆ Durable metal keypad, 16-gauge steel enclosure and thermostatically controlled heater for reliable operation in the harshest environments
- ◆ Downloadable software for easy system upgrades
- ◆ USB memory key for transaction backup/transfer and updating card files
- ◆ Optional dial-up or cell modem allows communication to remote locations
- ◆ Each K800™ Hybrid can also be outfitted with 802.11 WiFi or Bluetooth® communication devices to facilitate updates and retrieval of transaction data

## K800™ Hybrid Fuel Control System Components



## K800™ Hybrid Fuel Control System Features

- 
**Savings**  
 Ideal for small private fleets needing a low-cost fuel management system.
- 
**Easy-to-Use**  
 Customizable prompts for driver clarity. ARTWare™ PC software makes configuration a snap.
- 
**Installation**  
 Integrated FSC3000™ for installations where no building is available. USB key for transaction backup and card file updates.
- 
**Communication**  
 Optional 900 MHz wireless communication between island and building. Cell modem, Bluetooth® and 802.11 WiFi communication also available.
- ◆ Compatible with optional PetroLink™ RFID system, allowing vehicle I.D., mileage and other information to be automatically captured through an installed fuel nozzle antenna at the vehicle's fueling pipe
- ◆ Pump and product totals automatically or on demand
- ◆ System can be set to track the mechanical pump totalizers
- ◆ Daily and monthly allocation amounts
- ◆ 16 quantity restriction levels
- ◆ 16 product restriction combinations
- ◆ Odometer or hourmeter recording
- ◆ User can be prompted to enter miscellaneous data of up to 10 digits (job, vehicle, driver ID, etc.)
- ◆ Single or dual card/key/cardless entry operation (driver/vehicle number)
- ◆ Cards can be assigned to accounts or departments
- ◆ Card/key/account lockout
- ◆ Programmable K800™ Fuel Island Terminal displays messages and user prompts
- ◆ A price may be assigned to each product to be recorded for each transaction
- ◆ PCI compliance via multi-tracking application PA-DSS (Payment Application Data Security Standard) for the FSC3000™ Fuel Site Controller
- ◆ Windows-based ARTWare™ PC software makes programming simple and provides system backup
- ◆ System management easily performed on-site or remotely via dial-up, cell phone modem, LAN/WAN, or Bluetooth™

### Listings and Certifications



NOTE: See OPW Fuel Management Systems' Website at [www.opwglobal.com](http://www.opwglobal.com) for detailed product literature, manuals and sales representative contact information for your area.

- ◆ Standard system utilizes magnetic cards
  - ◆ ChipKey® mileage and reasonability assures accurate mileage entry
  - ◆ Optional proximity card reader
  - ◆ Programmable system open/close times
  - ◆ Password protection for ultimate security
  - ◆ Self-test and diagnostic utilities for start-up and troubleshooting
  - ◆ Office journal printer for transaction logging
  - ◆ USB key for transaction information backup and card updates
  - ◆ Optional Bluetooth™ or cell modem communication for remote sites
  - ◆ Optional 900 MHz wireless communication between island and building
  - ◆ The K800™ Hybrid System interfaces with many commercial fueling networks
- dispensers with mechanical registers
  - Mounted in Fuel Island Terminal for low-cost, convenient wiring
  - Mounted in remote cabinet
  - Pump handle monitor
  - Manual bypass for each dispenser
  - 4 adjustable fueling timers
    - Maximum fueling time
    - Maximum time to activate pump handle
    - Maximum time until first pulse
    - Maximum time between pulses
  - Counts in gallons or liters from thousandths to full units
  - Pump sentry provides protection from faulty pulsers
  - ◆ Direct Pump Control communicates via serial link to the dispensers (optional)
    - Supports Wayne, Gilbarco and Tokheim protocols
    - Extremely simple installation
  - ◆ Universal Pump Controller for operation with a pump controller (optional)
    - Interfaces with Wayne, Gilbarco and Tokheim
    - Allows pumps to be controlled via the Fuel Island Terminal or retail pump console

### Memory

- ◆ Standard memory has 2,000 proprietary cards, and 500 transactions
- ◆ Expandable to 64,000 proprietary cards, and 2,000 transactions

### Pump Control Methods

- ◆ Pump Control Modules for commercial

### FSC3000™ Fuel Site Controller Specifications

**Dimensions:** 2" H x 10" W x 11" D (5 cm H x 25 cm W x 28 cm D)

**Power Requirements:** 85-240 VAC, 50/60 Hz; 25 watts max.

**Operating Temperature Range (indoors):** 32° F to 122° F (0° C to 50° C)

**Serial Communication Ports:** Petro-Net™ (RS-485), Printer (RS-232), Terminal (RS-232), Modem (RS-232), Pass-through (RS-232), 2 Auxiliary Ports (RS-232), Tank Gauge, Ethernet, USB

**Maximum Petro-Net™ Distance:** 5,000 feet (1,524 m)

### Phoenix™ Software

- Phoenix™ Plus – poll transactions, perform card updates, run reports
- Phoenix™ Premier – all of the Phoenix™ Plus features, plus tank gauge interface for reconciliation

### K800™ Hybrid Fuel Island Terminal Specifications

Readers (any one of the following):

- Magnetic-stripe card
- ChipKey®
- HID proximity card/key (optional)

Display: 2-line x 16-character backlit LCD

Enclosure Dimensions: 12" H x 13" W x 10" D (30.5 cm H x 33 cm W x 25.5 cm D)

Power Requirements: 120/230 VAC; 50-60 Hz; 100 watts max.

Operating Temperature: -40° F to 122° F (-40° C to 50° C)

### Pump Control Terminal Specifications

**Relay Rating:** 1 HP, 120/240 VAC

**Pulser Compatibility:** Contact/12 VDC electronic

**Pulser Power Supply:** 12 VDC; 40 milliamps max./pulser

**Pulser Speed:** 6,000 pulses/minute (mechanical)

100,000 pulses/minute (electronic)

**Pulser Rate:** 1:1 to 9,999:1 (in 1-pulse increments)

**Pulser Type:** Single channel

**Pulser Duty Cycle:** 50%

**Operating Temperature Range:** -40° F to 122° F (-40° C to 50° C)

## Petro Vend Fuel Control Systems

From the smallest fleet to the largest petroleum marketing operation, Petro Vend has been providing effective solutions to meet your fuel control needs since 1961. 24-hour unattended fleet fueling systems like the K800™ and AFC™ only allow authorized users to access fuel, tracking every transaction and restricting vehicles to

the type of fuel and quantities they need for complete security, accountability and control.

Systems like The K800™ Hybrid, C/OPT™ and FIT500™ accept nationwide fueling network cards as well as local proprietary network cards, allowing petroleum marketers to grow their 24-hour unattended

fueling business and stay profitable. Other industry-leading options like RFID access, wireless data communication and powerful fuel management software continue to make Petro Vend Fuel Control Systems the leader in 24-hour unattended fuel management.

### Petro Vend Fuel Control Systems - Features Overview

Fuel Control System Model	PetroLink™ (page 330)	FIT500™ (page 332)	C/OPT™ (page 334)	K800™/System2™ Hybrid (page 336)	K800™ (page 338)	AFC™ (page 342)	Keegard™ (page 344)
Magnetic Stripe Card Access	•	•	•	•	•	•	
ChipKey® Access	•		•	•	•		
Proximity Card Access	•		•	•			
PetroLink™ RFID Access	•	•	•	•			
DuraKey™ Access						•	
Keypad Access	•	•	•	•	•	•	
Hose Capacity Per System	32	32	32	32	16	8	1
Fuel Island Terminal Capacity Per System	N/A	8	8	8	4	N/A	
Maximum Transaction Storage	2000	2000	2000	2000	1,800	999	N/A
Maximum Proprietary (local network) Card/Key/ User Capacity	64,000	64,000	64,000	64,000	10,000	10,000	30
Mileage Reasonability		•	•	•	•		
Dual Card Accountability	•	•	•	•	•	•	
Phoenix™ Fuel Management Software Compatability	•	•	•	•	•		
Commercial Fleet and Trucking Card Acceptance	•	•	•	•			
Bankcard Acceptance		•	•				
Wireless Communication	•	•	•	•	•		
Certifications	ETL	ETL US/C	ETL US/C	ETL US/C	ETL US/C	ETL	UL